

## Model 46 Medium Power, N or 3.5mm Connectors Bi-directional Design!

dc to 18.0 GHz  
25 Watts



### Features

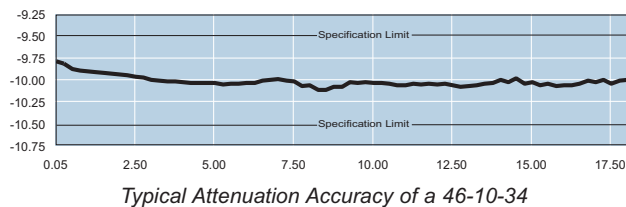
- Designed to meet environmental requirements of MIL-DTL-3933.
- Rugged injection molded connectors.
- Low Intermodulation option available.

### Specifications

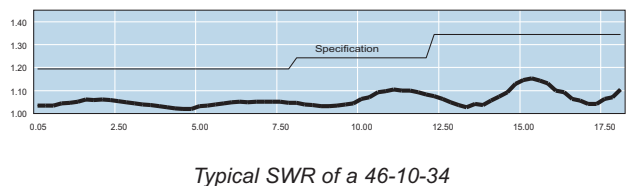
**NOMINAL IMPEDANCE:** 50 Ω

**FREQUENCY RANGE:** dc to 18.0 GHz

MAXIMUM DEVIATION OVER FREQUENCY:			
Nominal ATTN (dB)	46	46 LIM	
		dc - 8 GHz	8- 18 GHz
1, 2	± 0.50	---	---
3, 6, 10, 20, 30, 40	± 1.00	± 1.00	+2.0/-1.0



MAXIMUM SWR:	
Frequency (GHz)	SWR
dc - 8	1.15
8 - 12.4	1.20
12.4 - 18	1.30



**3rd ORDER INTERMODULATION (46-XX-XX-LIM ONLY):** Reflected Levels (IM3), -100 dBc and Through Levels (IM3), -110 dBc with two input signals @ 869 MHz and 891 MHz with average carrier power levels of +41 dBm each. Option only available 10, 20, 30, 40 dB.

**POWER RATING (mounted horizontally):** 25 watts average (bi-directional) to 25°C ambient temperature, derated linearly to 2.5 watts @ 125°C. 1 kilowatt peak (5 μsec pulse width; 1.25% duty cycle).

**POWER COEFFICIENT:** <0.0006 dB/dB/watt

**TEMPERATURE COEFFICIENT:** <0.0004 dB/dB/°C

**TEMPERATURE RANGE:** -55°C to 125°C

**TEST DATA:** Swept data plots of attenuation and SWR from 50 MHz to 18 GHz supplied.

**CONNECTORS:** Type N connectors per MIL-STD-348 interface dimensions - mate nondestructively with MIL-C-39012 connectors.

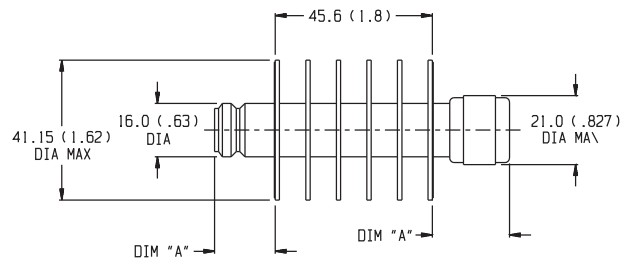
3.5mm Connectors - mate nondestructively with SMA per MIL-C-39012, 2.92mm and other 3.5mm connectors.

Options	Description	Options	Description
1	3.5mm Female	3	Type N Female
2	3.5mm Male	4	Type N Male

**CONSTRUCTION:** Black, finned aluminum body, stainless steel connectors with gold plated beryllium copper contacts.

**WEIGHT:** 110 g (4 oz.) maximum

### PHYSICAL DIMENSIONS:

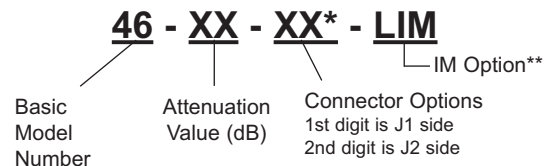


Connector	DIM A	Connector	DIM A
N Male	24.1 (0.95)	3.5mm Female	14.0 (0.55)
N Female	19.0 (0.75)	3.5mm Male	13.2 (0.52)

NOTE: All dimensions are given in mm (inches) and are maximum, unless otherwise specified.

### MODEL NUMBER DESCRIPTION:

Example:



\* Unit is bi-directional & full power may be applied to either J1 or J2.  
\*\* Add -LIM for Low Intermodulation option. Option only available in 10, 20, 30 and 40 dB and is not available through Express.